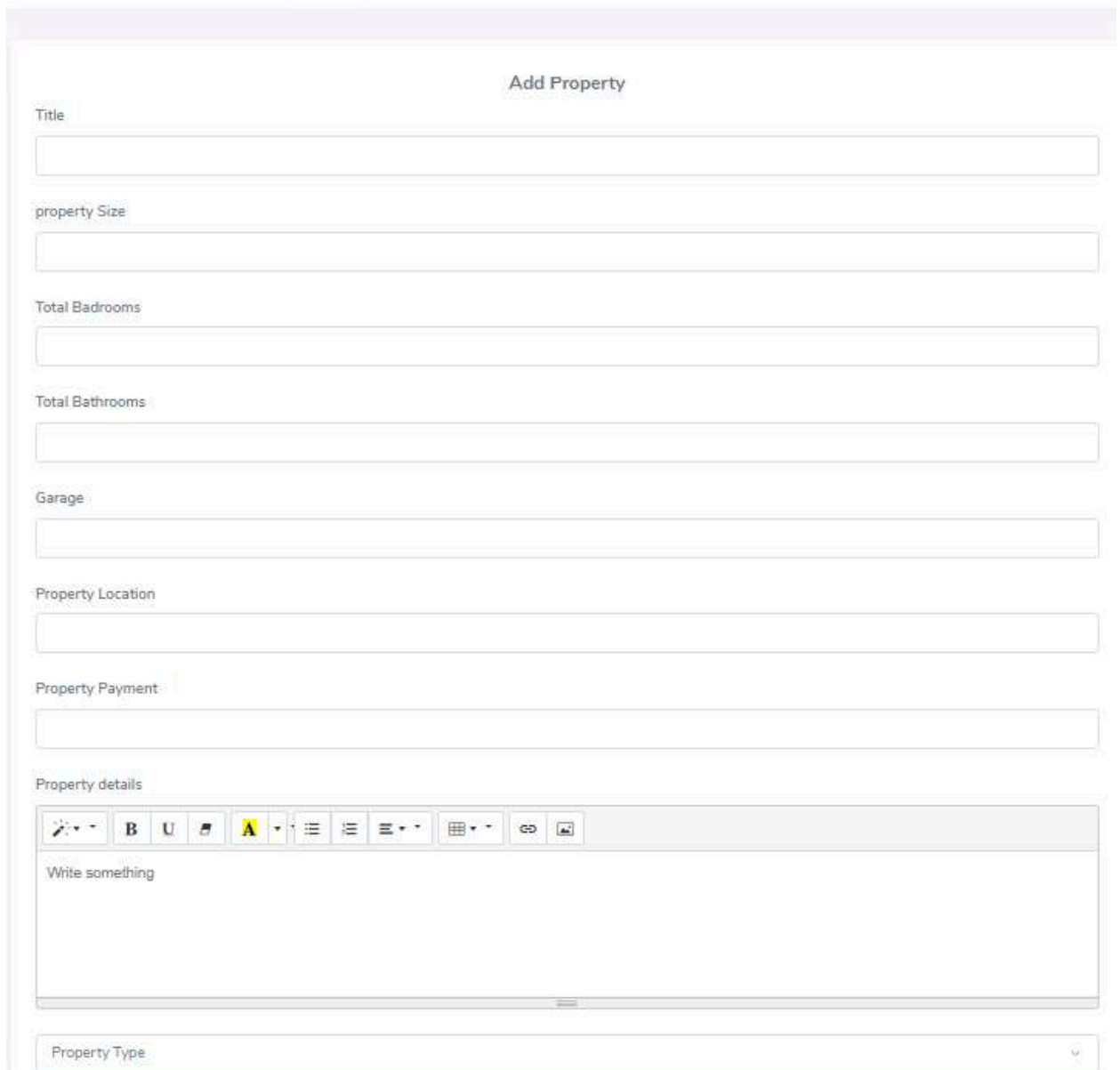


PROJECT : ANURAG WEBSITE UPDATE AND CHANGE

1.Added the custom validation on the add property form in the admin panel.

URL:<https://devs.pearl-developer.com/landmark/property-listing>



The screenshot displays the 'Add Property' form within an admin panel. The form is titled 'Add Property' and contains several input fields for property details. The fields are arranged vertically and include a title field, property size, total bedrooms, total bathrooms, garage, property location, property payment, and a rich text editor for property details. The rich text editor has a toolbar with icons for bold, italic, underline, text color, background color, bulleted list, numbered list, link, unlink, and image. Below the rich text editor is a dropdown menu for property type.

Add Property

Title

property Size

Total Bedrooms

Total Bathrooms

Garage

Property Location

Property Payment

Property details

Write something

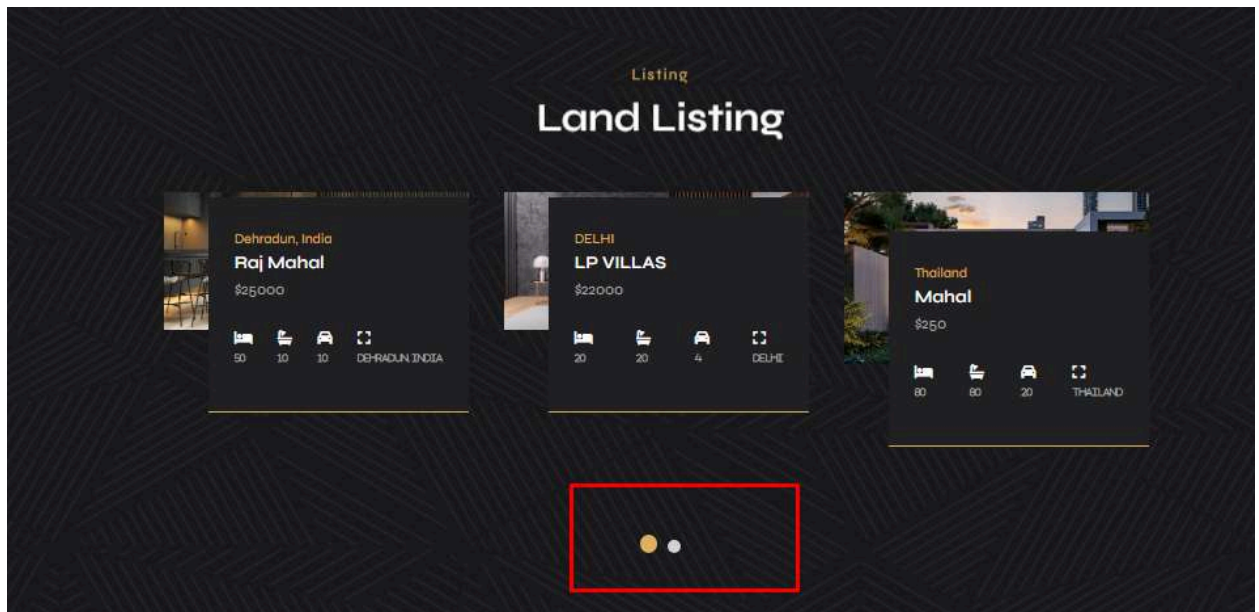
Property Type

2.Added the custom validation on the edit property form in the admin panel.

URL:https://devs.pearl-developer.com/landmark/list_property/update/2

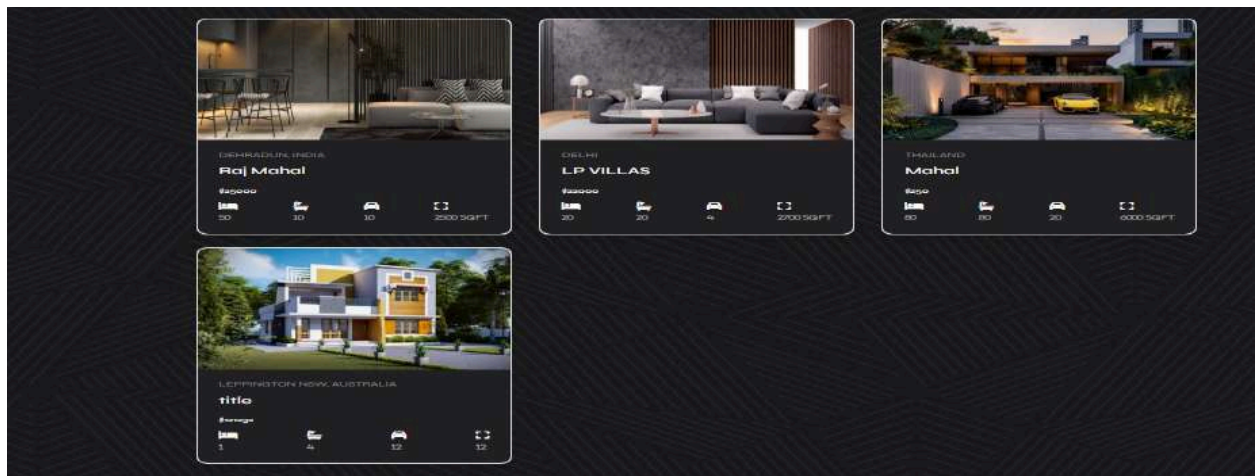
4. Make the dynamic website home page land listing slider.

URL: <https://devs.pearl-developer.com/landmark/>



5. Make the dynamic website land packages page displaying all land/house packages.

URL: <https://devs.pearl-developer.com/landmark/land-packages>



6. Added the tag input field on the facilities add on the add property form and Edit property form page .

URL: <https://devs.pearl-developer.com/landmark/property-listing>

Property details

Write something

Property Type

Property Work Status

Add Facilities

saperate bedrooms x bedroom attached washroom x

Disclaimer

house image

Choose File No file chosen

7.Make the dynamic land listing detail page Facilities and disclaimer.

URL:<https://devs.pearl-developer.com/landmark/land-packages-detail/lotus>

0427 031 692
anurag@landmarknsw.com.au

Full Name

Enter Name

Email address

Enter email

Example textarea

Check me out

Submit

Overview

Property Location : Dehradun, India

ergtyuigbxnmhm

Facilities

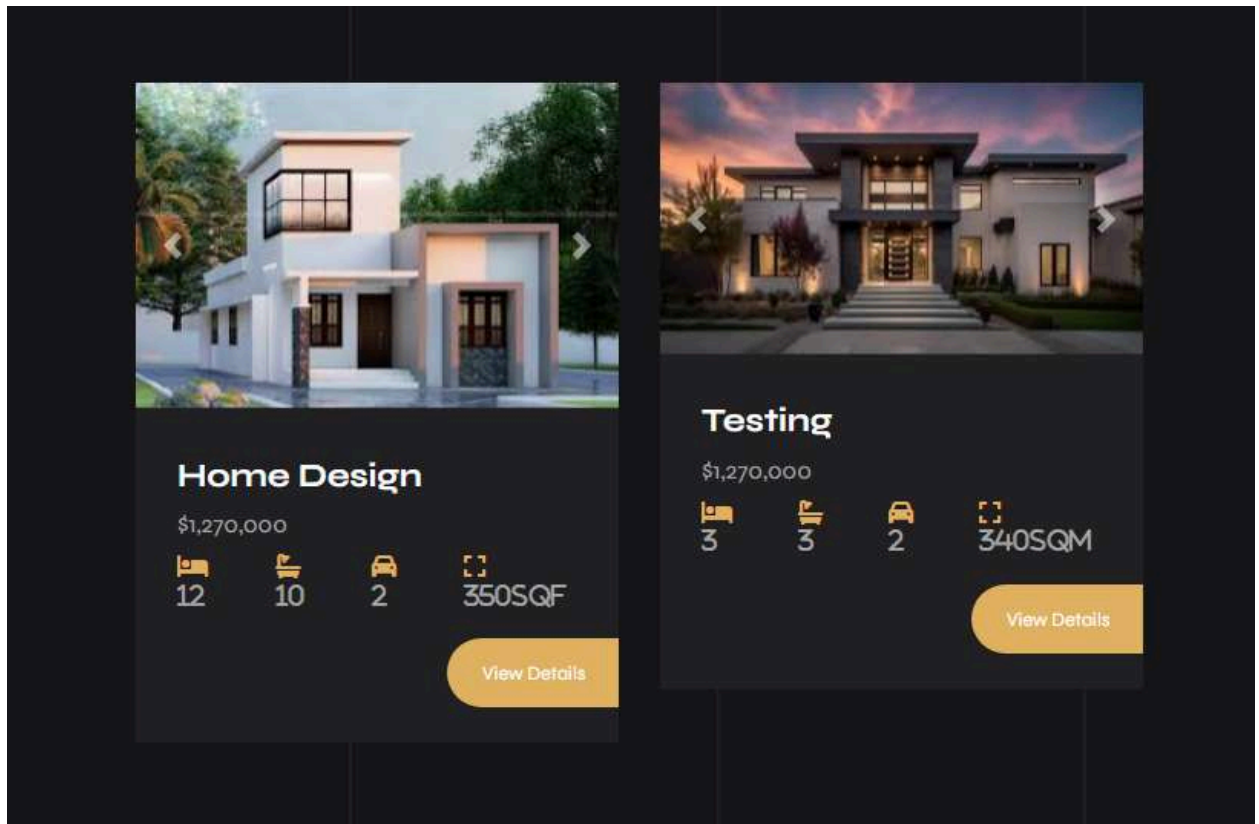
- badrooms
- kitchen with loan
- swimminig pool also attached in the cdroom
- washroom attached in the bedroom saperated
- park for outside the house

Disclaimer

you want your users to understand what you're saying, so don't write an excessively long paragraph and avoid using terms difficult to understand. Address the main liabilities: when can you be held liable? And, on the other hand, what's outside of your con

8.Show all home designs on the website home design page.

URL:<https://devs.pearl-developer.com/landmark/home-design>

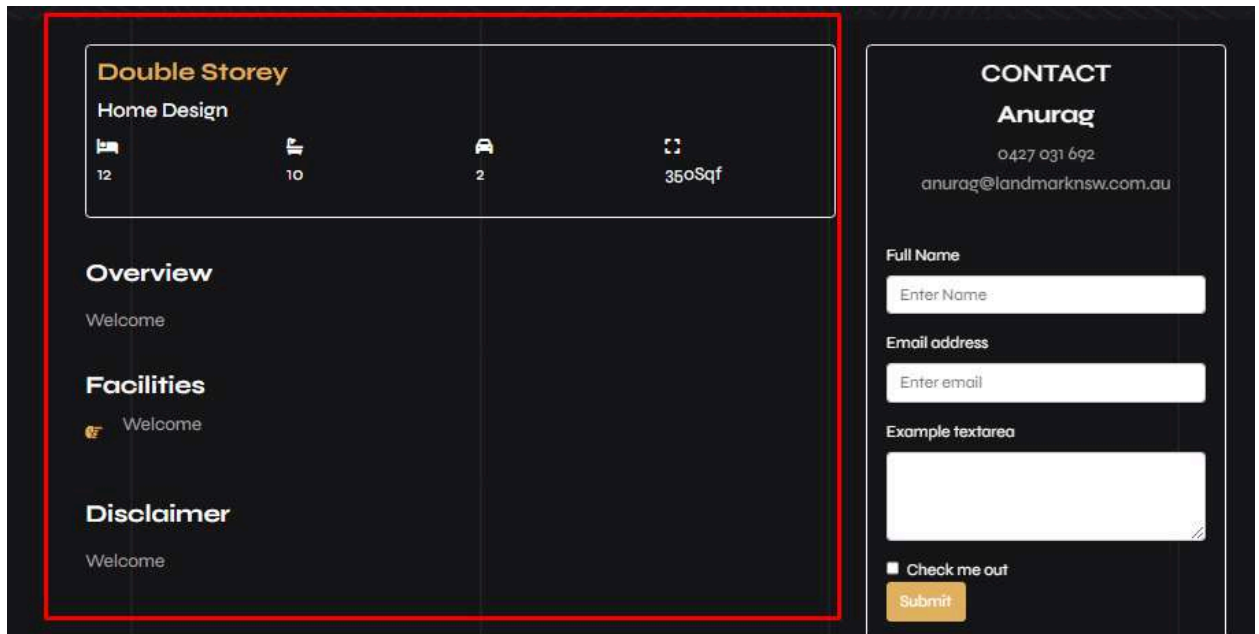


9.show all the home design details page dynamic sliders by using the slug in the url .

URL:<https://devs.pearl-developer.com/landmark/home-design-detail/home-design>

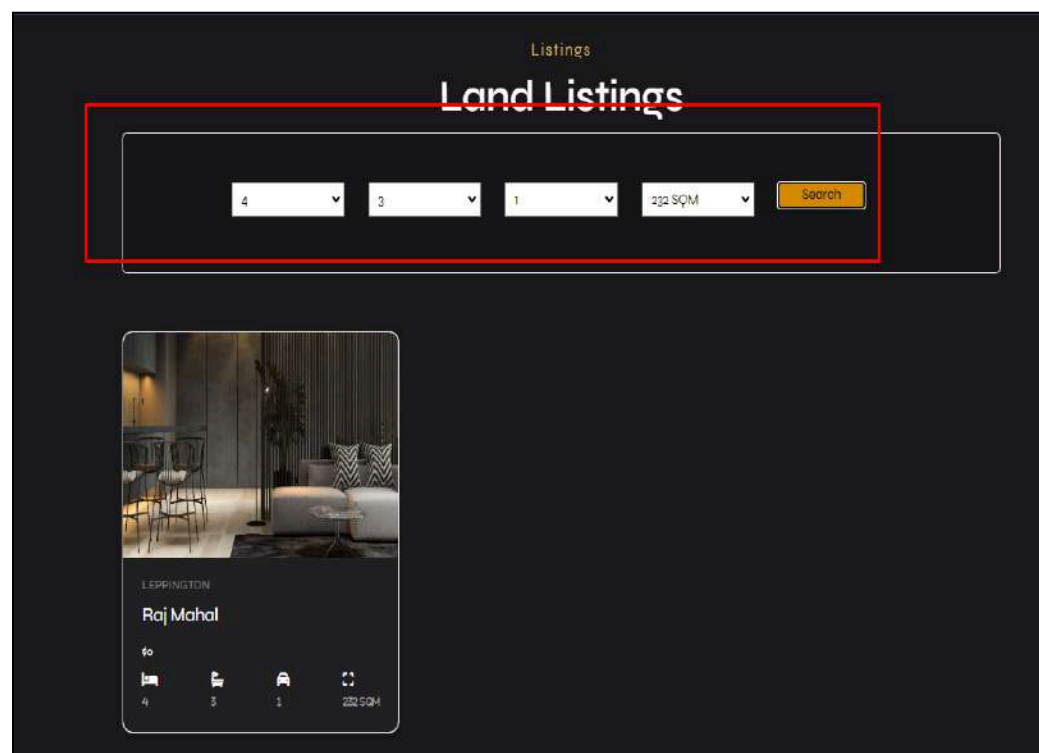


10.make the home design detail page and all details are dynamic .



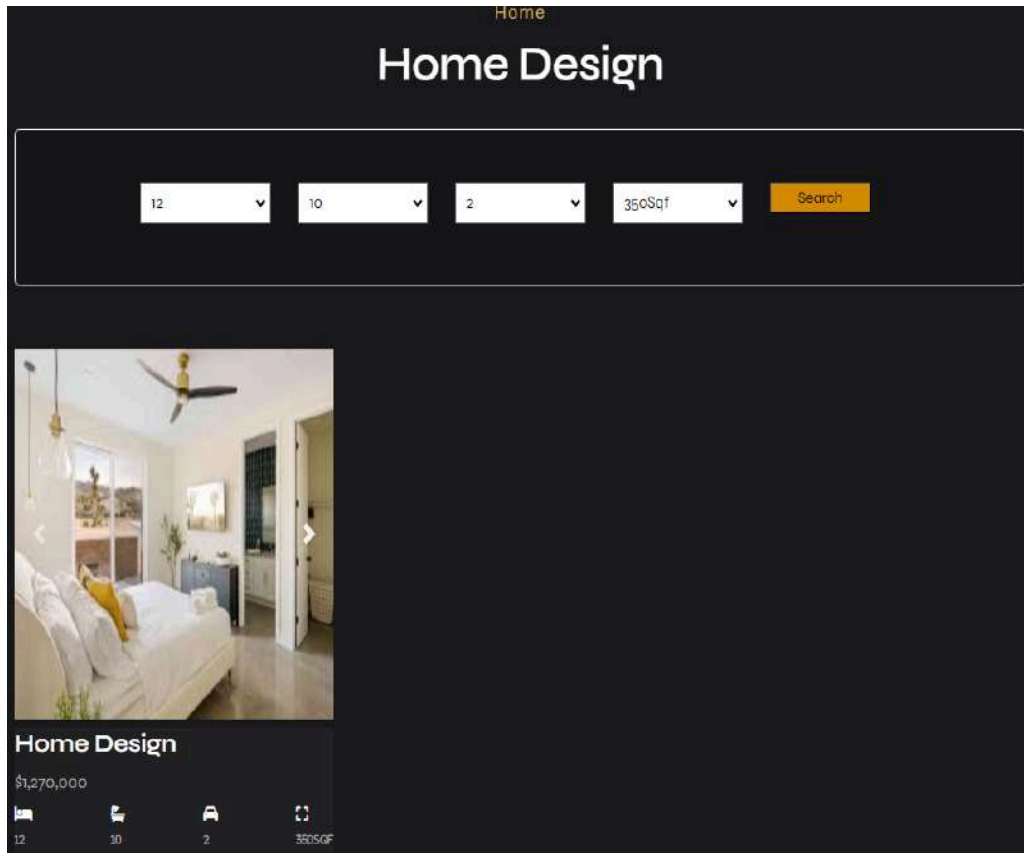
11. Make the dynamic website land and house search bar.

URL: <https://devs.pearl-developer.com/landmark/land-house>



12. Make the dynamic website home design page search bar.

URL: <https://devs.pearl-developer.com/landmark/home-design>



13. Added the multiple images and facilities ,disclaimer in the home design add page in admin panel.

URL: <https://devs.pearl-developer.com/landmark/designs>

14. Added these facilities disclaimers in the update home design page admin panel.

URL: <https://devs.pearl-developer.com/landmark/home-design-list/update/testing>

Facilities

dfg x sds x ss x ddsd x wew x

Disclaimer




They understand your brand, your business, how you want to be perceived by consumers, and your marketing goals—and they make sure that every decision reflects your brand. Each designer on the in-house design team brings unique industry experience and knowledge, which you will benefit from

15.added the other image button in the admin panel of the home design page and added a modal to show all images on there.

URL: <https://devs.pearl-developer.com/landmark/all-design>

10
entries per page

Search:

#	Image	Title	Total bedroom	Total Washroom	property Detail	Other Image	Status	Action
1		Home Design	12	10	Welcome	Other Images	Active	Action
2		Pacebo	5	5	ITS ...	Other Images	Active	Action
3		Testing	3	3	This...	Other Images	Active	Action

Showing 1 to 3 of 3 entries

« 1 »



Add Images

Choose Files No file chosen

Image submit

10
entries per page

Search:

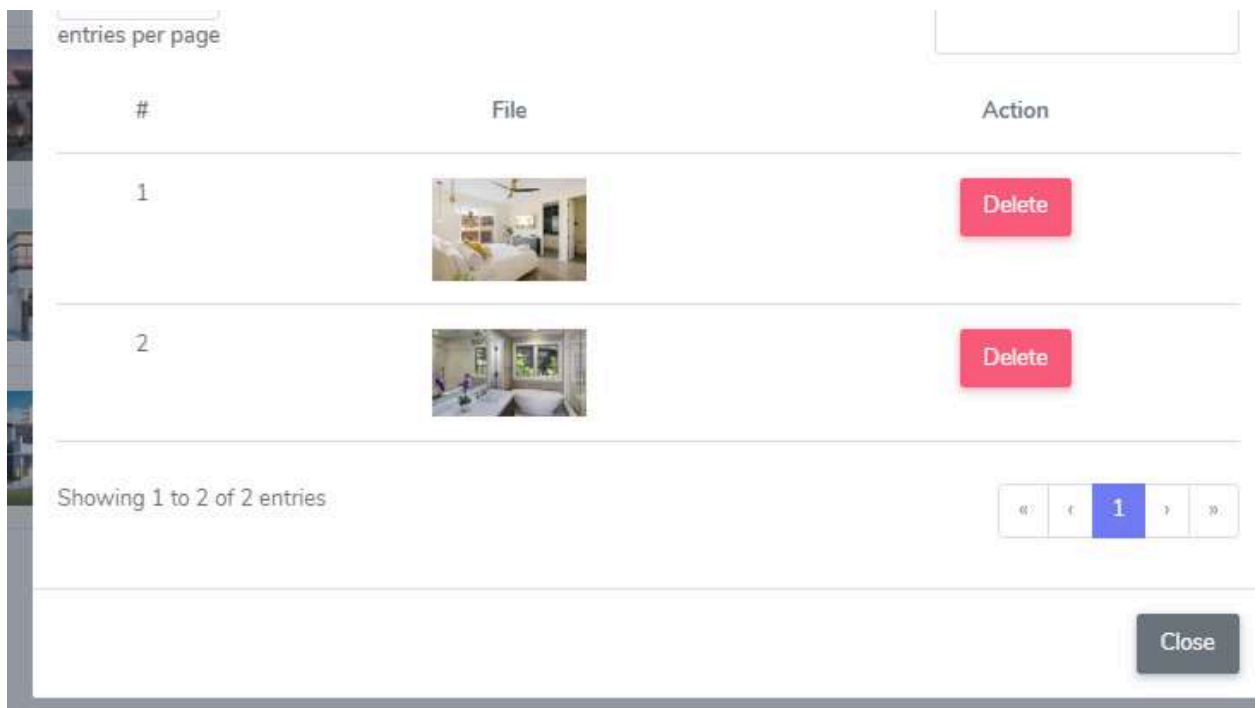
#	File	Action
1		Delete
2		Delete

Showing 1 to 2 of 2 entries

« 1 »

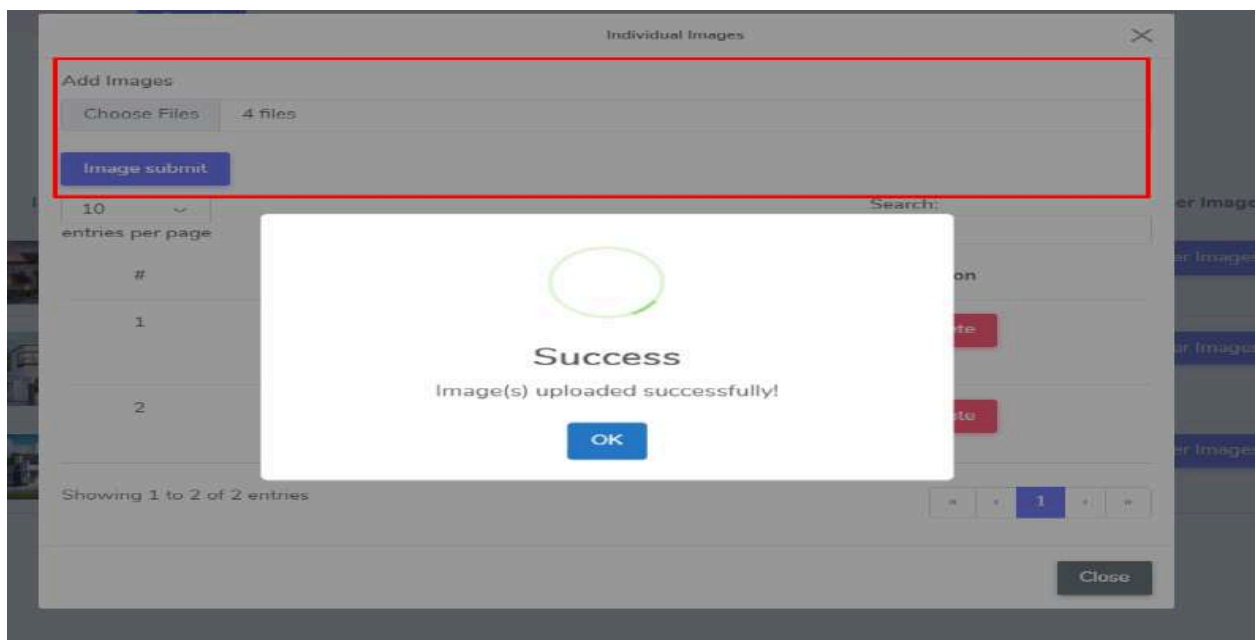
16.show the all home design image in the modal in the admin panel

URL: <https://devs.pearl-developer.com/landmark/all-design>



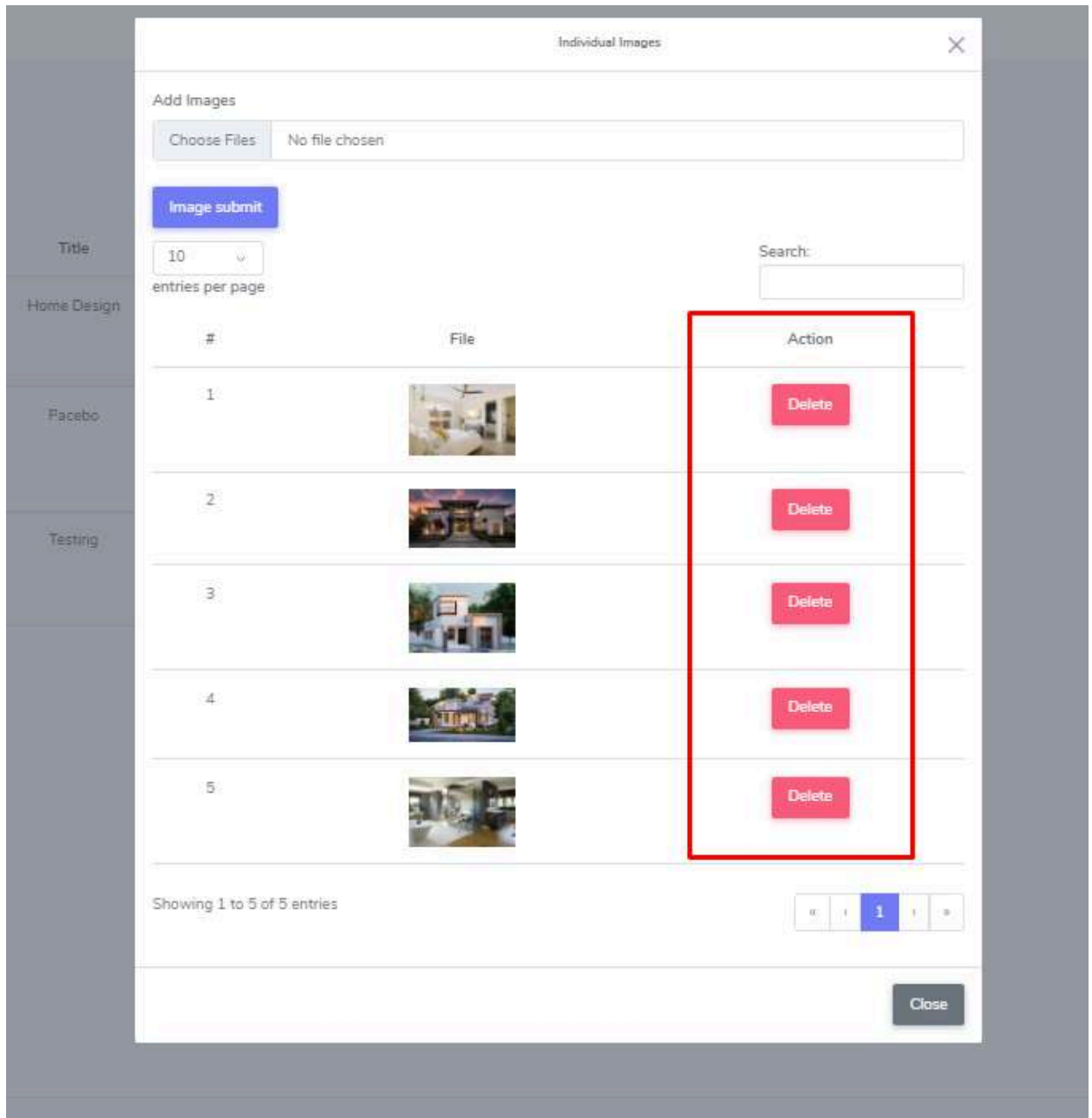
17..Added the insert more image on the home design in the admin panel.

URL: <https://devs.pearl-developer.com/landmark/all-design>



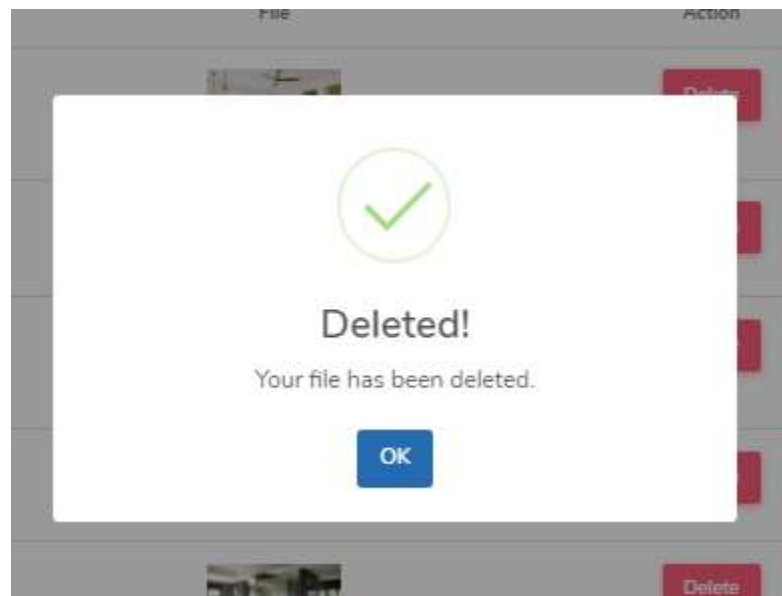
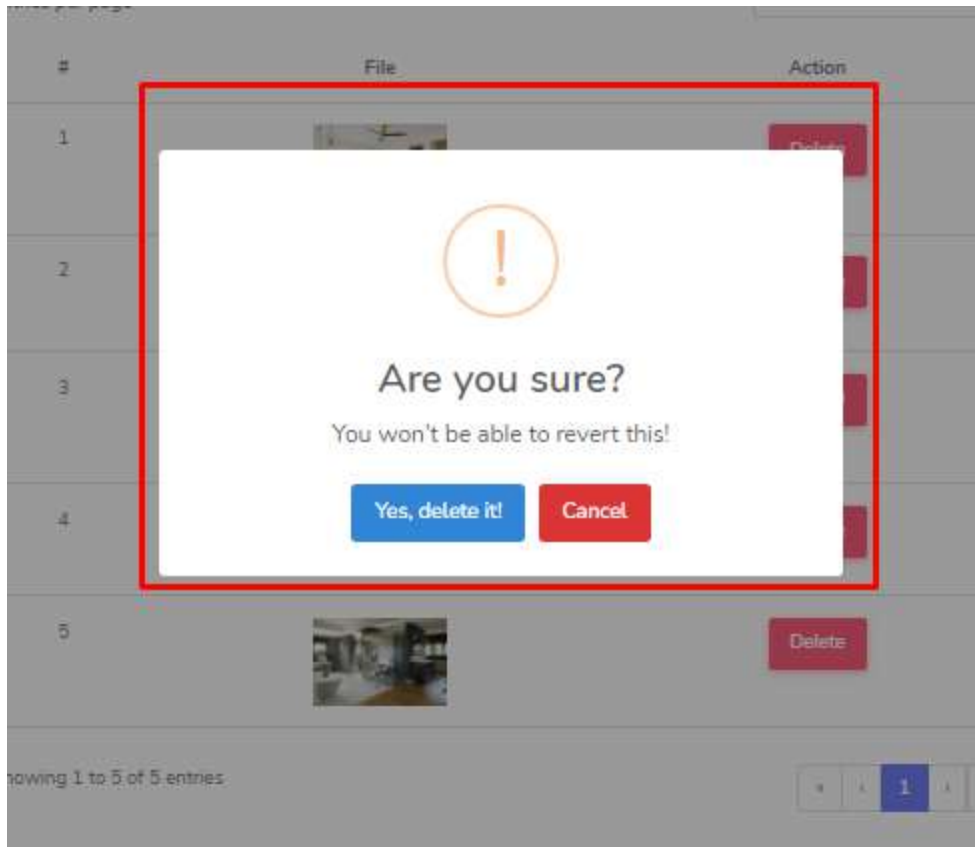
18.Added the delete action button to delete the particular image in the home design in the admin panel.

URL: <https://devs.pearl-developer.com/landmark/all-design>



19.added the sweet alert confirmation in the page when admin deleted the home design images and added the success message after delete the image.

URL: <https://devs.pearl-developer.com/landmark/all-design>



20. Allow text as well pls Sometimes we don't want to disclose price and so we may want to write "Contact Agent" or "Special Offer".....etc..**(Done)**

URL: <https://devs.pearl-developer.com/landmark/property-listing>

Add Property

Title

Land Size

Build Size

Total Bedrooms

Total Bathrooms

Garage

Property Location

Property Payment

Update Property

Title

Land Size

Building Size

Total Bedrooms

Total Bathrooms

Garage

Property Location

Property Payment

Property details

21.Change label to Build Size And add one more field for "Land Size" ..**(Done)**

URL: https://devs.pearl-developer.com/landmark/list_property/update/14

Update Property

Title

Land Size

Building Size

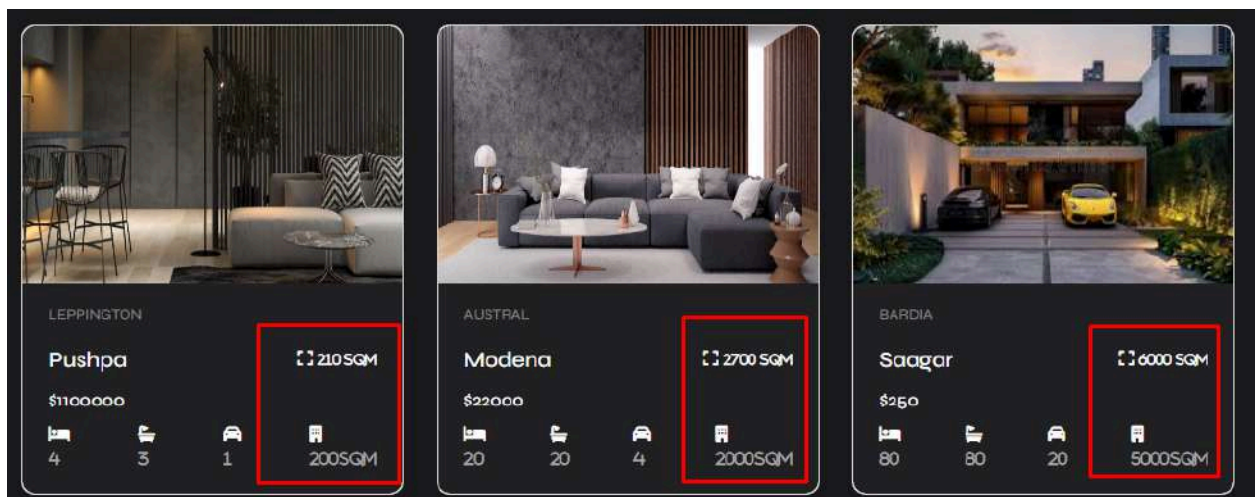
Total Bedrooms

Total Bathrooms

Garage

22. You can add Land Size here. **(Done)**


URL: <https://devs.pearl-developer.com/landmark/land-house>



23. I may need to add multiple pictures on these listings. Could you add a feature to allow multiple pics and maybe on small thumbnails so that I can see what pics I have loaded here.. **(Done)**

URL: https://devs.pearl-developer.com/landmark/list_property/update/14


Old House Image



New House Image

Choose File

prices.jpg



UPDATE

NOTE: There are if you want to add the multiple image then there on the table have “other image ” button this button click you can add the more images on the property and view and delete also unnecessary images on there.

Dashboard

Property

Property Listing

User Management

Assign Property List

Setting

10 entries per page

Search:

#	Image	Location	Title	Total Bedroom	Total Washroom	property Detail	Property Type	Property Work Status	Property Documents	Assign Supervisor	Status	Other Image	Action
1		LEPPINGTON	Purple	4	3	Modern...	FOR SALE	COMPLETE	Documents	Assign	Active	Other Images	Action
2		AUSTRAL	Modena	20	20	VILLAS...	FOR RENT	COMPLETE	Documents	Assign	Active	Other Images	Action
3		BARDIA	Sageer	80	80	THE...	FOR RENT	COMPLETE	Documents	Assign	Active	Other Images	Action
4		Leppington	Baths	4	3	It...	FOR SALE	COMPLETE	Documents	Assign	Active	Other Images	Action
5		AUSTRAL	Raghu	5	4	englyuglxvixmfm...	FOR RENT	COMPLETE	Documents	Assign	Active	Other Images	Action

Add Images

Choose Files

3 files








Image submit

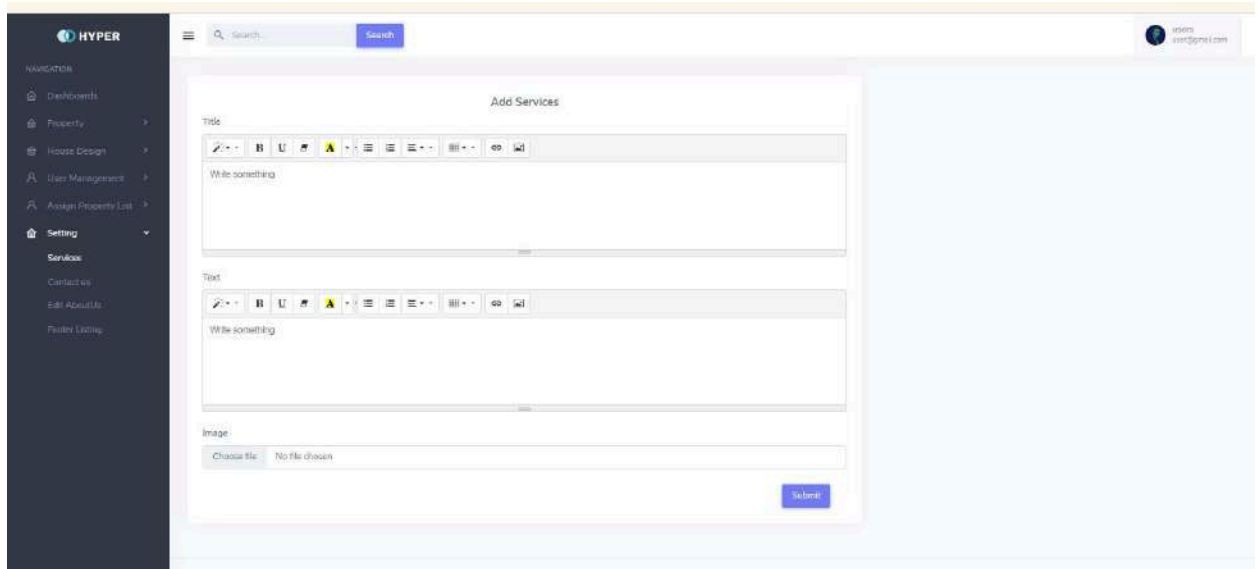
10 entries per page

Search:

#	File	Action
No data available in table		

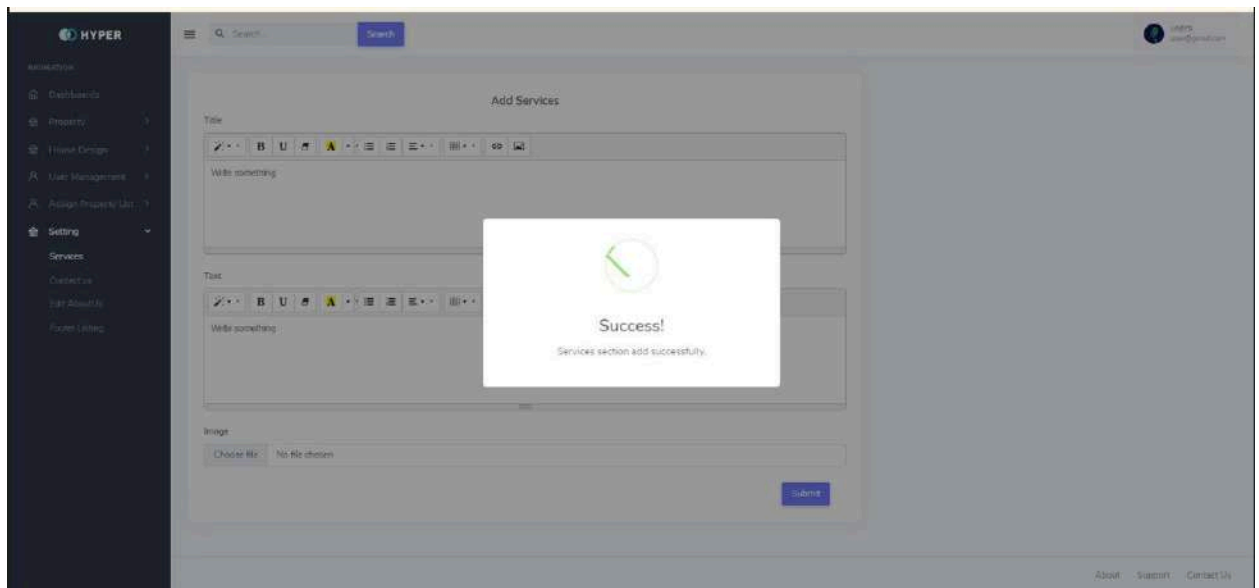
24. created add_services page inside admin folder.

URL: <https://devs.pearl-developer.com/landmark/admin/services>



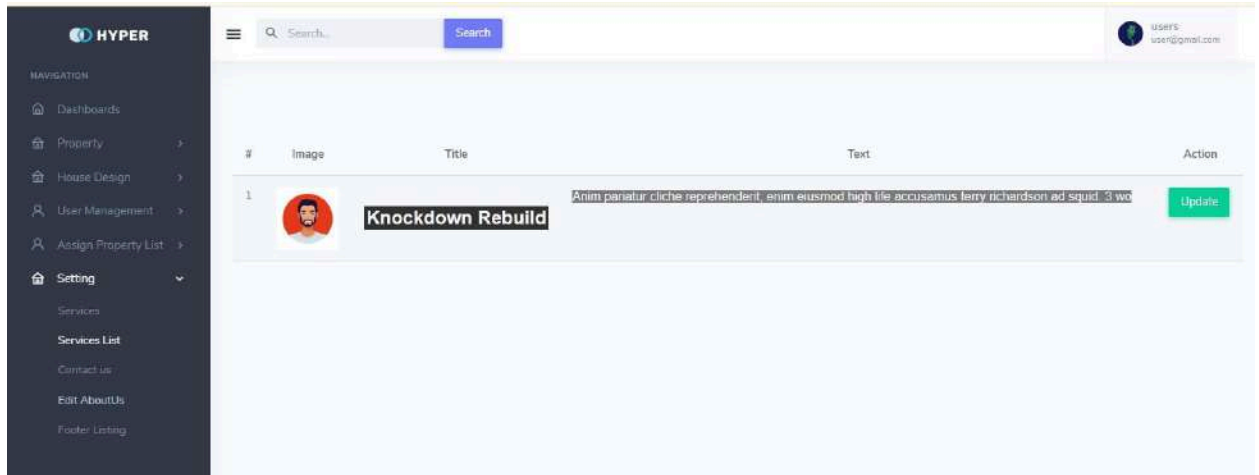
25.insert services data to database .

URL: <https://devs.pearl-developer.com/landmark/admin/services>



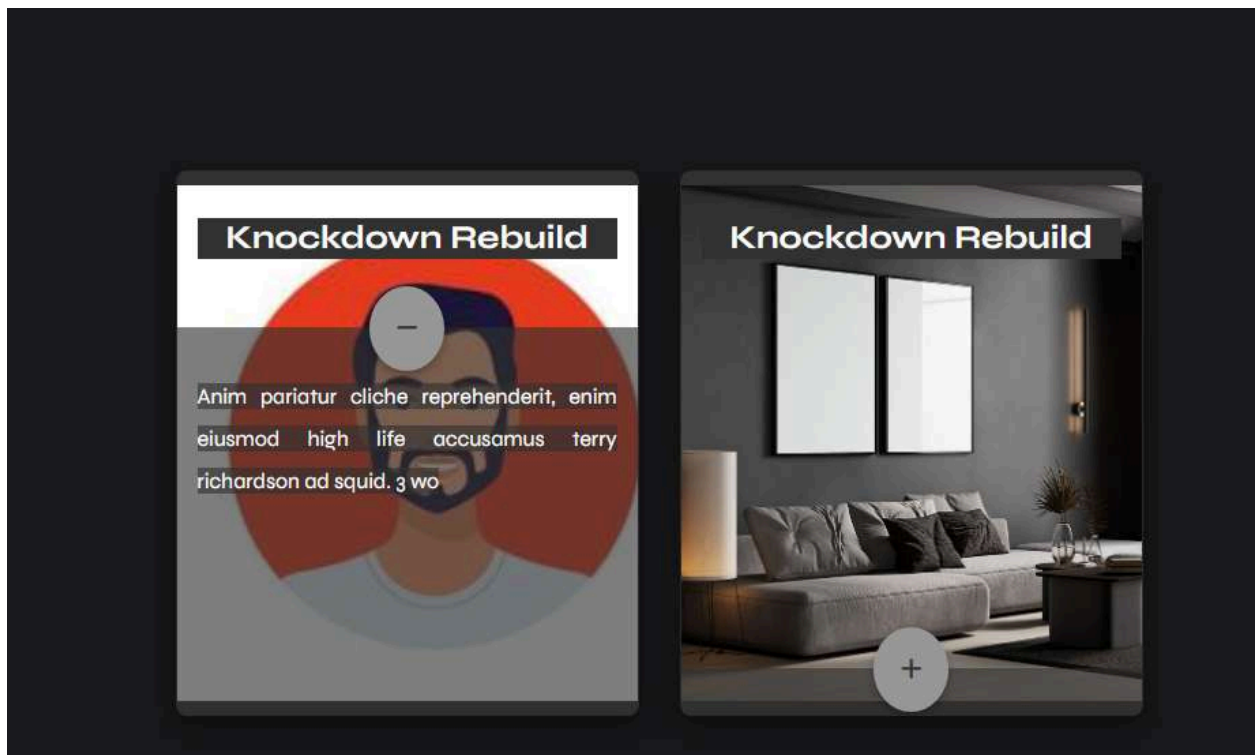
26.Create services_list page inside Admin folder and get all services data inside this page.

URL: <https://devs.pearl-developer.com/landmark/services/list>



27. make the service page dynamic .

URL: <https://devs.pearl-developer.com/landmark/service>



Thanks Regards

Megha Panwar

